


## SLEEVERS

# WAE

## Wrap Around Sleever



where products meet packaging™

The innovative and affordable ADCO model WAE wrap around sleever is the perfect choice for your low speed sleeving operation. Featuring a compact frame, an easy-to-load inclined magazine and a smooth reciprocating sleeve feeder, the continuous motion WAE was designed with your needs in mind. When it comes to flexibility and value, the WAE really delivers. It can be optionally equipped to automatically feed single count trays or tubs, or it can be configured with an optional flighted infeed conveyor system for hand loading of multi-count products. Like all ADCO machines, the WAE is constructed in stainless steel and is available in standard or washdown configurations.

### Benefits

- Stainless steel construction improves cleanability and eliminates corrosion
- Overhead conveyor and bottom squaring chain ensure proper sealing
- Flexible and adaptable design protects your investment as products change
- Easy to load magazine reduces operator fatigue and increases run time
- Advanced guard design keeps operators safe and maximizes maintenance access

# WAE – Wrap Around Sleever

## Product Features

- Stainless steel construction
- Compact frame with leveling feet and casters
- Easy to load, inclined sleeve magazine
- Overhead conveyor
- Bottom squaring chain
- Powered takeaway belts
- Nordson® ProBlue hot melt glue system
- Allen-Bradley® PLC control system with touch screen HMI
- Category 3 safety system with a fully-interlocked barrier guard package
- Many options available upon request

## Typical Applications

- Frozen entrees
- Single pack cups, trays and bowls
- Multi-packs of yogurt
- Ready meals
- Consumer products


## Utilities

### Electrical

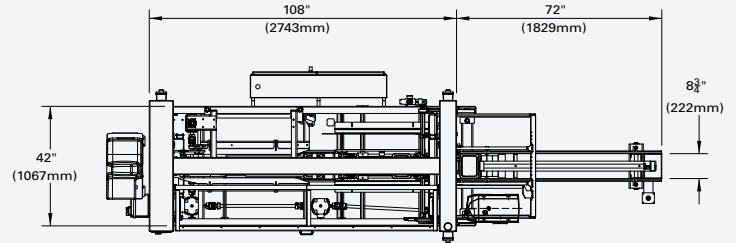
230/460 VAC, 3-Phase with ground (PE), 60 Hz

### Air Consumption

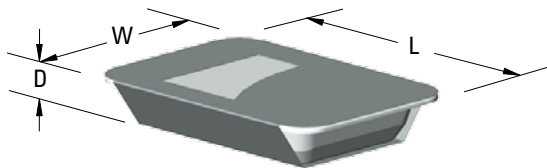
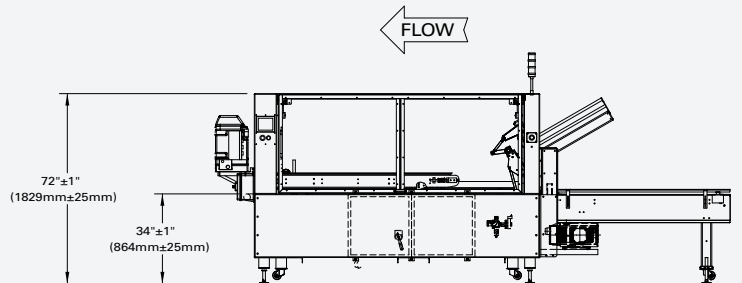
2-3 CFM @ 65-70 PSI



## PLAN VIEW



## SIDE ELEVATION



## SLEEVE SIZE RANGE

Dimensions	(in)		(mm)	
	Min	Max	Min	Max
Length	3	10	75	250
Width	3	9	75	225
Depth	1	4	25	100

Not all minimums and maximums apply.  
Special modifications are available to extend the size range.



For more information on this product, scan the QR code with your mobile device.